


Rembrandt Light



Rembrandt Light

There should be a triangle of light on the cheek opposite the source.


Split Light



Split Light

There should be a strong highlight side and a strong shadow side on the face.


Broad Light



Broad Light


There should be a small triangle of light on the cheek opposite the light, which is angled away from the source.

Butterfly Light



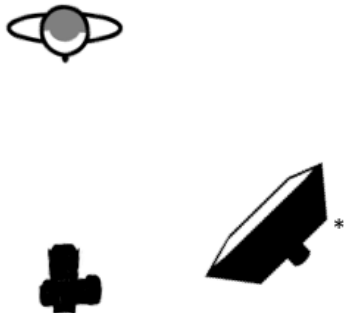

*elevated on a small boom, angled down

Butterfly Light



There should be a shadow underneath the nose, with slight shadows on the cheeks and chin.

Loop Light



*elevated on a small boom, angled down

Loop Light



Compared to Rembrandt, the light is elevated and angled down. There's a small loop shadow on the cheeks and under the nose.

Notes:

I used a large Photoflex softbox.
Her shoulders were always turned slightly.
I never shoot a woman sitting straight to the camera. It is a very unflattering look.

Additional Resource:

Portrait Lighting for Photography & Video
www.theSlantedLens.com/5portrait/